

Anatomy Museum

1. Requirement of Museum in Anatomy.

- In gross anatomy museum
 - Specimen of different part of dissected human organ
 - In genetic model shows different gene normality and abnormality
 - Embryology model showing development of embryo from zygote formation to birth
- Radiology section
 - X-Ray
 - C.T. Scan




F.g. Showing – Gross museum of Anatomy.



F.g. Showing- Specimen of pelvis region.



F.g. Showing- Specimen of lower limb




F.g. Showing- Specimen of Different gestation age of Embryo




F.g. Showing – Museum of Embryology Model, genetic model and Radiology



F.g. Showing- X-Ray and CT- Scan



F.g. Showing- Models of genetic



F.g. Showing- CT- Scan
(Radiology)



Registrar
Malwanchal University
Indore (M.P.)